
December Program: 6 pm Christmas Dinner at Cape Church of Christ, 328 S. West End Blvd (corner of West End and Bloomfield). Enter at the covered drive through entrance. Bring a dish to share. Drinks / plates / eating utensils will be provided.

BRING FOOD ITEMS TO DONATE TO THE FISH FOOD PANTRY—canned goods, macaroni and cheese, peanut butter, cereal, rice, beans. No glass jars please and nothing out-of-date.

Fat Quarter: Christmas Fabric

Bring a Christmas theme fat quarter to the meeting and you will be entered to win a basket of Fat Quarters.

Fabric Post Cards Frequently Asked Questions:

<http://www.sewfunpatterns.com/fabricpostcards.html>

What size are fabric post cards suppose to be?

4" X 6"

Do these actually go through the US Postal Service?

Yes. I like to take mine into the post office and have them hand cancelled (postmark stamp), however you can just mail them in a mail box and have them machine cancelled. Depending on the thickness of your postcard (beads & embellishments) you may be able to mail the postcard for postcard rates. Last time I mailed to USA the cost was .58 - the post card was hand cancelled and was in a clear envelope (costs more makes your postcard first class instead of postcard rate). I have received cards mailed with and without the clear envelopes and so far so good.

If so how do you affix the postage?

I use the self-adhesive stamps and stick them right onto the back of my postcard in the upper right hand corner.

Doesn't the post card have to be stiff so it can be handled through the postal system?

Yes and No. You want to give your post card some stiffness so it will hold up in the mailing process. Try using fast 2 fuse or quilt batting. If you make your postcard too stiff (like card board that does not bend easily) where it cannot be machined, then you will be charged parcel rate to mail. I have made this mistake before and the postage was \$1.12.

How do you make fabric postcards?

There are several different ways to make fabric post cards: You can quilt one with the traditional way that you would make a quilt by sandwiching two layers of fabric with batting. You can iron on appliques or fabrics onto a 4x6 piece of fast2fuse. You can finish your post card with any method that works well with the theme of your art card. -You might fold it over to the back and then fuse muslin fabric on the back to write on, or serge the edges or any other method of binding/finishing an edge. I like to use PIGMA pens. I have friends who use the permanent, fine point, Sharpies.

How do you address the postcard?

On the upper left side I write my name and return address (just in case I have not put enough postage or the person I am exchanging cards with has moved). Underneath you can write a message. On the top center I write or stamp the word post card and place the stamp(s) in the upper right corner. On the Right side of the postcard back I write the persons name and full address.

RHQG Meeting Minutes

On November 8, 2010, the River Heritage Quilt Guild meeting was called to order by President Madeline Gieselman at the Cape Middle School's Library. There were 56 members present, with 7 guests and 4 new members!

The motion to approve the October minutes was made by Elizabeth Brewer, and seconded by Maxine Michels.

The November birthdays were recognized and presented with cup cakes and fat quarters. There were 4 birthday girls present.


It was announced the December meeting will be held at the Church of Christ Church at West End and Bloomfield Rd. It will be a potluck, so bring your favorite dish plus a canned good/non-perishable item to be donated to the Fish Pantry. Contact Linda Tansil for directions to her church or for more information. The paper goods and drinks will be provided.

The Pillowcase Project was deemed a success by Darla Snider with 7 attendees. Their finished projects are to be donated for the Hospital project. There may be a follow up sewing day soon=Watch for further developments.

Vickie Howard presented the upcoming opportunity to participate in " Little Dresses for Africa" to be completed in 2011 for delivery to needy children in Africa.

The theme for 2012 Quilt Show is " Dresden Plates". Get those great patterns out and start early.

The drawing for our beautiful Opportunity Quilt was held and Juda Worley from Sikeston was the winner! Congratulations and Enjoy !



Committee reports:

Retreat for 2011 is coming up in March and T-shirts will be available to order after the first of the year.

Winners for the drawings:

Fat quarters: (21) Jeanette Buchheit

Name tag: Donna Irwin

Stash for cash: (\$30) Cindy Spaeth

Door prize: Patti Lessman and Merle Deneke

Madeline Gieselman and Lynnore Meyer displayed their clever jelly roll totes they made at the State Guild Retreat.

Program:

Jan Cannon, the computer and math teacher at the Cape Middle School was our honored guest speaker this evening demonstrating clever origami techniques with both paper and fabric. She instructed us with paper samples and encouraged us to try origami with fabric to make intricate flowers and quilt embellishments. The hands on demonstration was challenging and interesting. We thank her for the educational program and for many of us the first opportunity to experience this ancient Japanese/Chinese art form.

Refreshments were served during our break and Show and Tell completed our evening.

Displays: Special guests Ivan and Mary Ann Lee, Mary Green, Anastasia Gonzales, Darla Snider, Lynnore Meyer, Marge Fichter, and Cindy Spaeth.

Meeting was adjourned at 8:30.

Respectfully submitted,

Carol Gallaher, Secretary



Guild Members Participate in Ugly Quilt Making

In October, RHQG members or previous members Kathy Berkgigler, Jeanette Buchheit, Sandy Hinton, Mary Belle Dohogne and Cindy Spaeth took part in Ugly Quilt weekend. They made 171 ugly quilt (sleeping bags for homeless people). The Ugly Quilts program relies on the community for donated materials. People or businesses interested in making donations or finding out how they can help can visit St. Vincent de Paul Church at 1913 Ritter Drive in Cape Girardeau. They can also contact Kathy Berkgigler at 335-1040 or Pat Edwards at 334-2328. You can see pictures and read more about it at <http://www.semissourian.com/story/1677188.html>

RHQG Treasurer Report

	Month Beginning Cash Balance	11,996.19		
Income			November	Year to Date Budgeted
	Stash for Cash (50/50)			247.50 300.00
	Dues			1034.00 2000.00
	Opportunity Quilt	508.00		1704.00 1500.00
	Special Events			996.00 1320.00
	Guild Retreat			5070.20 5500.00
	Pin Sales			75.00
	T-Shirts			354.25
	Library			15.00
	Fons & Porter			0.00 180.00
	Rental of Standards			50.00 200.00
	Quilt Show	35.00		7141.79 8000.00
	Misc			0.00
	Total Income		543.00	16687.74 19000.00
Expenses				
	Programs		77.56	1760.85 2000.00
	Membership			88.85 200.00
	Historian			0.00 30.00
	Hospitality		24.66	255.22 350.00
	Newsletter/Yearbook		19.24	464.00 700.00
	Opportunity Quilt		124.44	448.14 500.00
	Special Events			1701.98 1700.00
	Community Projects			10.72 150.00
	Pattern of the Month			200.00 200.00
	Administrative Expenses		52.80	222.19 300.00
	Storage for Standards			0.00 360.00
	P.O. Box			0.00 50.00
	Fons & Porter			0.00 135.00
	Guild Retreat			5054.26 6000.00
	T-Shirts			349.19
	Board Retreat			200.00 200.00
	Quilt Show (arena)		10.96	3518.78 6000.00
	Misc. Expenses			156.69 125.00
	Certificate of Deposit			0.00
	Total Expenses		309.66	14,430.87 19000.00
	Certificate of Deposit	5119.71		
	Month Ending Cash Balance	12,229.53		
Balance		17,349.24		

Pillowcase Activities

Another Pillowcase Opportunity

There will be a Pillowcase Day on a Saturday afternoon in January, date undetermined at this point. This event will be at the same church as our December dinner. You will be joining ladies from the church to make pillowcases. Let Linda Tansil know if you are interested. The pillowcases made will be split between Southeast Hospital and the St. Louis children's hospitals.

November Event Makes Pillowcases for the Children at Southeast Hospital

Though our number of participants was small at the Pillowcase Work Day on Nov. 20, our productivity was very good. Joan Meyer, Pat Smith, Joyce Holloway, and Darla Snider have 14 pillowcases to donate to Southeast Hospital children's area. A couple of these just need the finishing touches but should be ready by the next Guild meeting. Vicki Howard stopped by with 2 pillowcases completed but they needed to be washed. She couldn't stay but took home some of the fabric Darla had precut. After going through her own stash at home, she reports that she should have 20 pillowcases completed by the Guild meeting in December. The Guild would like for this to be an ongoing project. If enough people want to do this again, I will organize another workday in late January or sometime in February. Of course, you can always do these at home but it is fun to get together to work at the Golden Needle. If you sew any at home, you can give them to me at a Guild meeting and I'll see that they are delivered. I may not be at the December meeting due to a previously scheduled church meeting; if I'm not there, Pat Smith will collect your pillowcases. This is a good way to clean out your stash if you have kid oriented fabric. If not, you can enjoy shopping for fabric with kid themes--sports, animals, etc. Also, if anyone knows if St. Francis does this, let me know.

Darla Snider (Update: Vickie Howard has made 25 pillowcases!)

An excerpt from a Thank you from the ConKerr Cancer in response to our pillowcases made in October that went to St. Louis hospitals:

I was at the Abbey's on Manchester talking with Donna and she gave me the wonderful pillowcases you made for the children at St. Louis Children's Hospital. They are so colorful and well made, I am sure they will delight a child during their time in the hospital. The animal prints, the holiday themes, the baseball prints; and the many brightly colored fabrics will appeal to all age groups. Thanks to all of you for your generosity and time in donating pillowcases filled with love to the children.

The St. Louis ConKerr Cancer Chapter donates a total of 260 plus pillowcases to three area hospitals (St. Louis Children's Hospital; Cardinal Glennon Children's Hospital; and more recently St. John's Children's Hospital). Your thoughtful donation of 30 cases will play a huge part in helping us meet that goal.

Have a wonderful Holiday Season and again our thanks and appreciation to all of you.

Sincerely, Pat Mohrman and JoAnn Shaw Co-coordinators St. Louis ConKerr Cancer

There is now a page on the guild website with directions for making pillows, and news about past and upcoming events.

Quilt Shows and Other Area News

Find a quilt show: <http://quickquilts.com/shows/>

OKLAHOMA CITY WINTER QUILT SHOW, January 13, 14, 15, 2011

Cox Convention Center, Oklahoma City, OK


1 Myriad Gardens

10 am to 5 pm each day

Workshops, Seminars, Prizes, HUGE Vendor Mall, Make & Take It Projects

Karen Halfon, 775-544-3880, karenqscexpos@msn.com

www.qscexpos.com



Snowflake Quilting design available at
http://www.quiltscomplete.com/Products/Snowflake-Meander__DBD-SNOW-1.aspx

Ever Find Changing Your Email Address Time Consuming and Frustrating?

If you get tired of changing your email address every time you change Internet providers, you do not have to use the email address they give you. You can get a free email address from websites like Google, Yahoo, and others so that your email address stays the same. Sometimes when you change you lose contact with loved ones because you lost their address and they do not know your new one.

If you change your email address, the best way to let the newsletter editor know is to send an email to newsletter@riverquilters.org.

Note from Lois Smee:

I would like to Thank everyone who sent cards, brought food and said prayers for me during my recent back surgery. Still recuperating, but hope to make it to the December meeting.

DECEMBER

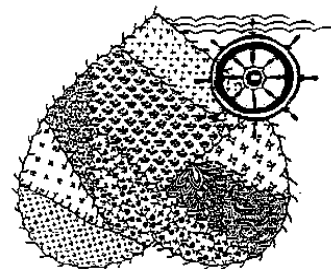
2010

* indicates a birthday

SUNDAY	MONDAY	TUESDAY	WEDNESDAY	THURSDAY	FRIDAY	SATURDAY
			1 *Ruth La- Clair	2	3	4 *Mary Tripp
5	6 <i>Community Projects</i>	7 *Joycelyn Kasten	8	9	10	11
12 *Nelda Steffen	13 <i>Guild Meeting Eat at 6 pm Bring covered dish, and food for FISH pantry 328 S. West End Blvd Cape</i>	14	15	16 *Mary Med- lock	17 *Linda Tan- sil	18 *Marla Kay Clark
19	20	21	22	23	24	25 Christmas *Kathy Berkbigler *Susan Neumann *Vonda Slinkard
26	27 *Cookie Lit- tle	28	29 *Karla Keif- ner	30 *Thelma Stone	31 *Carol Schaefer	

2010 Officers**President**—Madeline Gieselman**Vice President**—Vickie Howard**Secretary**—Carol Gallaher**Treasurer**—Barb Miller**Historian**—Pat Smith**2010 Committee Chairman****Audit**—Glenda Nations**Community Projects**—Nancy East**Hospitality**— Muriel LaMadrid**Membership**—Mary Tripp**Yearbook**—Sally Miller**Pattern of the Month**—Vickie Howard**Quilt Show**— Madeline Gieselman**Opportunity Quilt**—Anastasia Gonzales & Merle Deneke**Newsletter/ Website**—Linda Tansil**Publicity**—Sally Miller**Special Events**—Mary Green**Upcoming Guild Activities....****Guild Meeting: Dinner****December 13****Eat at 6 pm****Come early to be ready****Dinner at Cape Church of Christ****328 S West End Blvd****(corner of West End and Bloom-
field)****Enter door with covered drive-
through entrance.**

Please send all information to be published in the newsletter by the 20th of the previous month to Linda Tansil or email newsletter@riverquilters.org . If your email address changes, send an email to let the newsletter editor know.



*River Heritage Quilters' Guild
PO Box 1905
Cape Girardeau, MO 63702-1905*