

River Heritage Quilters' Guild

Quilt Chatter

Volume 22 Issue 7


www.riverquilters.org

July 2010

From Our President...

Hi Ladies-

As I write this, my husband just left for a weeklong bike ride along the Katy Trail. Too bad it will, most likely, be the hottest week we have had so far. I don't envy him and don't mind staying home to care for the animals and the house.




Our program in June was awesome. I think everyone went home with the idea of trying a One Block Wonder. The quilts Marsha brought to share were so inspiring, my niece wanted to get started the next day. I talked her into something a little simpler for a beginning quilter!! Our July meeting should prove to be equally inspiring and informative. Nola Heidbreder will be here to share her expertise with wool and primitives. Check out her website: nolahooks.com

My sewing and quilting has taken a back seat so far this summer. Several trips to St Louis and the heat in general keep me at less than driven! I did make a small quilt for the mini auction. I received a nice packet of 5" squares from Mr. B's, in black and white, brown and white and a sage green thrown in. They always include a pattern if you would like to use your squares. So, I made the wall hanging/table topper and am quite pleased with it. Hope you all are working on your little quilts for the mini auction as well as quilts to enter in the show. Also, don't forget our bed turning. We are thrilled to be showing our own treasures this time. Any and all quilts will be accepted (up to a certain # which has not been decided). You only need to write a sentence or two about your quilt so it can be described correctly. Be thinking about what committee you wish to serve on. We will have the signup sheets starting at the July meeting.

Stay cool,
Madeline

July Program: History of Rug Making, Nola Heidbreder
 Yes, I know it's HOT, but this month's speaker, Nola Heidbreder, will be sharing info about wools!!!
 Bring your favorite "wool sampler" for chance to win a great prize.....wool sampler kit.



Fat Quarter

Bring a dark fat quarter to the meeting and you will be entered to win a basket of Fat Quarters.



OPPORTUNITY QUILT NEWS:

The Opportunity Quilt will be on display at the July meeting. Members will also be able to pick up their books of tickets to sell. If you cannot be there, contact Merle Deneke .

2009-2010 Block of the Month Christmas Quilt Challenge
 GUIDELINES:

- Size.....your choice;
- Must use minimum of 9 blocks from monthly patterns;
- Additional blocks/borders may be added;
- Must be brought to September meeting (does not have to be quilted); bring in a non-transparent bag.

Quilts will be numbered and displayed for Viewer's Choice vote.

- First Place.....\$100
- Second Place... 50
- Third Place..... 25

2010 Officers

- President**—Madeline Gieselman
- Vice President**—Vickie Howard
- Secretary**—Carol Gallaher
- Treasurer**—Barb Miller
- Historian**—Pat Smith

2010 Committee Chairman


- Audit**—Glenda Nations
- Community Projects**—Nancy East
- Hospitality**— Muriel LaMadrid
- Membership**—Mary Tripp
- Yearbook**—Sally Miller
- Pattern of the Month**—Vickie Howard
- Quilt Show**— Madeline Gieselman
- Opportunity Quilt**—Anastasia Gonzales & Merle Deneke
- Newsletter/ Website**—Linda Tansil
- Publicity**—Sally Miller
- Special Events**—Mary Green

RHQG Meeting Minutes, June meeting

The RHQG June meeting was brought to order by President Madeline Gieselman at 6:45 PM at the Cape Public Library on June 14, 2010.

There were 63 members present with 6 guests.

The **June birthdays** girls were announced with 4 present. They were honored with cupcakes, fat quarters, and singing!



Winners for the evening:

Name tag: Betty Meyer

Stash for cash: \$ 36.00 Karla Kiefner

Attendance: Pat Leech

Old business:

Audit report is complete.

Community quilts : Total of 36 quilts given away last month, with several ready tonight to be distributed for completion. See Clara Freise.

New business:

Oct. 15-17 is our **State Quilt Guild retreat** at Lake of the Ozarks. There is plenty of time to join the State Guild and register for the retreat.

June 28 is our picnic at Madeline's house. Please plan to carpool or meet the group at Pioneer Orchard at 5:30 to caravan.

Madeline asked for volunteers for the 2011 Nominating committee. President and Vice President are already filled with only Secretary, Treasurer, and Historian positions open. Please consider serving with you are called.

Quilt show in Sept: Members are encouraged to get their projects finished and ready to display. Many categories will be available. A bed turning will be presented 3X daily for both days. Mary Tripp will head up the presentation. She will be using quilts from the Quilt Guild members. Please write a short paragraph: description and short history of the quilts you would like to display.

Program:

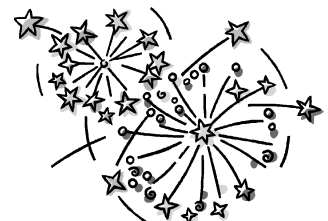
Marsha Bray from the Quilted Fox gave our program this evening. Marsha, a seasoned sewer with extensive experience, presented examples of "ONE BLOCK WONDER". It was fascinating, colorful, unique, and yet simplistic. Her use of balanced color and pattern added dimension and distinction. Her work, and that of other guild members from her area, was truly amazing and "AH" inspiring. We took a short break to look at all her displays. It was a very interesting program.

Show and Tell:

10 participants: Caroline Tilghman, Darla Snider, Cheral Benthall, Velda Keister, Cookie Little, Mary L Green, Lynnore Meyer, Karla Kiefner, Mary Tripp, and Carol Gallaher.

Respectfully submitted,

Carol Gallaher, Secretary.



30-Jun-10


Treasurer's Report

Month Beginning Cash Balance	9,475.97	
Income	June	Year to Date
Stash for Cash (50/50)	36.00	137.00
Dues		940.00
Opportunity Quilt	200.00	220.00
Special Events		400.00
Guild Retreat		5070.20
Pin Sales		0.00
T-Shirts		354.25
Library		15.00
Fons & Porter		0.00
Rental of Standards		50.00
Quilt Show		553.60
Misc		0.00
Total Income	236.00	7740.05
Expenses		
Programs	235.40	709.29
Membership		88.85
Historian		0.00
Hospitality		136.03
Newsletter/Yearbook	35.50	364.74
Opportunity Quilt		323.70
Special Events		524.36
Community Projects		10.72
Pattern of the Month		0.00
Administrative Expenses	55.00	55.00
Storage for Standards		0.00
P.O. Box		0.00
Fons & Porter		0.00
Guild Retreat		5054.26
T-Shirts		349.19
Board Retreat		200.00
Quilt Show (arena)	180.00	633.81
Misc. Expenses		56.69
Certificate of Deposit		0.00
Total Expenses	505.90	8,506.64
Certificate of Deposit	5119.71	
Month Ending Cash Balance	9,206.07	
Balance	14,325.78	

BLUE STAR BANNER

<http://quilterscache.com/H/howtomakeanarmedservicesflag.html>

Blue Star Service Banners sometimes called Blue Star Flags have long been a part of our wartime history. They have been hung in the family's windows of service men and women since World War One. These banners first became a way for households to indicate they have family members in the service in 1917. At that time World War I Army Capt. Robert L. Queissner designed this symbol in honor of his two sons who were serving on the front line. It quickly became traditional for a gold star to represent a soldier who had died serving his country. Theodore Roosevelt's family had a banner with a gold star in honor of their son who was shot down over France in 1918.



Quilting Tip from Fons and Porter:

No-Slip Templates

Use extra fine stick-on sandpaper to make templates that won't slip. Trace template pattern on white paper and rough cut it out (about 1/4" outside drawn line). Remove backing from sandpaper and affix paper on the sticky side. Cut out template on drawn line.

Freezer Paper Templates

Use an inkjet printer to print appliqué templates on freezer paper. Scan the appliqué pattern, then cut freezer paper into 8½" x 11" sheets, and print the patterns on them. You will need to hand feed the freezer paper sheets into your printer.

Recycle flexible plastic cutting boards for the bottoms of handmade bags.

Cover the plastic with a layer of batting for padding and a fabric sleeve, then slip it into the bag.

Handy Scissors Holder

When you sit on the couch to do hand sewing, push a straight pin with a glass head into the back or arm of the couch at a slight angle. Then, you can hang my little scissors on the pin to keep them close by while you're hand sewing.

You can sign up for a free newsletter and have access to their tip archive at their website: www.fonsandporter.com.



Quilt Shows and Other Area News

Find a quilt show: <http://www.quiltguilds.com/july.htm>

Northland Needlers Quilt Show Sept. 17-18, 2010

"Harvest of Holidays" theme
Gashland Presbyterian Church
8029 N Oak Trafficway
Kansas City MO
NNQS.webs.com

RIVER HERITAGE QUILT SHOW, Septemer 25 –26

9 am to 4 pm
Arena Building, Cape Girardeau, MO

Missouri State Quilters Guild Retreat

October 15 to 17, 2010
See Madeline for details

Missouri State Quilters Guild "Show Me" Quilt Show

April 25 to May 1, 2011
Powell Gardens
1609 NW US Hwy 50
Kingsville MO 64061
Www.MSQG.org

Mini Quilt Silent Auction

As part of our quilt show, we have a silent auction of mini quilts and other small items. 100% of the money goes to support breast cancer research and education. Lately we've donated to the Susan G. Komen Foundation. One of the awards in the show is in honor of a former guild president, Tenna Henning, who lost the battle with breast cancer. Several of our members are survivors. You probably know others who've fought the disease.

Who makes quilts: You do, the members of the guild or anyone who wants to participate.

When needed: The next show will be September 25 and 26, 2010. You can bring your mini quilt to any guild meeting. Linda Tansil has a box dedicated to the mini quilt show. If Linda is not at the meeting, give them to Joan Meyer and she'll get them to Linda. Linda's mail comes through a slot in her door, so you can also drop them at her house anytime by inserting your mini through the door. PLEASE, PLEASE PUT YOUR NAME ON THE QUILT. People who come to the show like buying an item that their friend has made, and we won't know who you are if you don't tell us.

Size Rule: If you think it's a mini, it is. We are not picky. Some are tiny six inch squares, some are around 30 by 30 inches. People have donated pillowcases, purses and other small items.

Need ideas: Have you ever started a class and stopped with one block -- a lot of lovely minis were based on such orphans. Try out a new technique without being committed to finding house room for it. Use a color you've never used before -- see what you come up with

What if you cannot make one? Come to the next show and bid!! If you have questions, contact Linda Tansil.

JULY 2009

* indicates a birthday

SUNDAY	MONDAY	TUESDAY	WEDNESDAY	THURSDAY	FRIDAY	SATURDAY
				1 *Betty Murray	2 *Cheryl Tuschhoff	3 *Maxine Mi- chel *Martha Short
4	5 Community Projects	6	7	8	9	10
11	12 Guild Meet- ing,6:30 social time, 7:00 meeting time	13 *Saphrona Brewington	14 *Charlene Dodd	15	16	17
18	19 Community Projects	20	21 *Phyllis Herbst	22	23	24 *Patti Less- man
25	26 *Betty Phillips	27	28	29	30 *Sally Miller	31

Free Fireworks Table Runner Directions:

<http://makeitdo.wordpress.com/2009/06/26/fireworks-in-the-kitchen/>

Perk up your July 4th table with this quick pattern.



Upcoming Guild Activities....

Guild Meeting:

July 12

6:30 social

6:45 meeting

Quilt Show

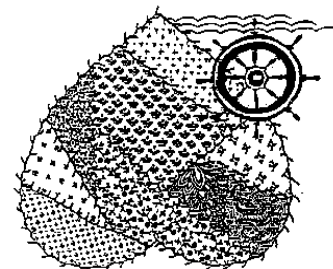
September 25 and 26, 2010

Theme: Seasons

Quilt Show—2010

Theme: Seasons

Please send all information to be published in the newsletter by the 20th of the previous month to Linda Tansil or email newsletter@riverquilters.org



*River Heritage Quilters' Guild
PO Box 1905
Cape Girardeau, MO 63702-1905*