

*River Heritage Quilters' Guild*

# *Quilt Chatter*

*Volume 22 Issue 1*

*www.riverquilters.org*

*January 2010*

*From Our President...*

*★ Happy New Year ★*

What a fun time the Silent Auction was. Lots of really neat stuff. Being as our library has been disbanded, the board will come up with something fun for us to do with the proceeds. We should come out of our retreat with lots of ideas to make our guild even better, more informative and more fun. I would like to thank all of the ladies that took on the responsibility of being an officer or a board member.

As I write this, my Christmas cards are sent, packages are purchased (not wrapped) and I have some baking to do. How does this season always sneak up on me? You would think after all of these years I would know that Christmas is at the end of December. Must be the retreat I go to the first part of the month that throws me off! I haven't done any sewing since returning from the Red Rooster Retreat. I am ready to get back into it after the first of the year.

I would also like to thank all of the past board members and officers for a great 2009. Our library exhibit was exceptional, the retreat was so much fun that we added cabins and lengthened our stay, our Iron Challenge brought out the creativity that is sometimes buried deep, we had some wonderful speakers and a fun workshop, our move to the library has been a success. All in all, it was a great year. Let's try to build our membership in 2010. Vickie has some great things planned, LOTS of quilts/trunk shows. She took all of the suggestions that were turned in and tried to act on as much as she could. 2010 will be what you asked for, it will be wonderful.

I would like to wish each one of you a most blessed Christmas and I am looking forward to seeing you in 2010.

Keep quilting,  
Madeline



(The Guild thanks you, Madeline, for all your hard work as president!!!)

---

REMEMBER TO RENEW YOUR MEMBERSHIP FOR 2010! You need to renew/join by the February meeting in order to have your name in the yearbook.



---

**RHQG Meeting Minutes, December 2009**

Meeting was called to order by President Madeline Gieselman at 6:45 at the Cape Public Library.

Minutes for Nov. were approved as printed in the newsletter. Motion made by Deanna Easley and seconded by Maxine Michel.

There were 52 members present, with one new member.

**Old Business:**

Anastasia's class at the Library was a hit with 33 present. The Public Library has requested an additional class in the near future.

We are displaying 17 of the members quilts at the Glenn House, during the month of December.

**New Business:**

Quilters' Luncheon Out is Monday, December 28, at Cracker Barrel at 11:30 AM

Board Retreat is January 14, 2010 .

December Birthdays were recognized with 5 present. Cupcakes and Fat quarters were distributed.

Lynn Taylor reported Semo Council on the Arts gallery will display some of our quilts during the month of Feb. The information regarding the Quilts should be given to Lynn along with sizes. Each quilt needs to have a rod pocket and dowel rod for hanging. Please bring the quilts to the January meeting.

Vickie Howard requests help for her classes at school. She needs volunteers to help teach sewing and knitting. See Vickie for more information as to times and places. (Editor: See the article in this newsletter.)

Lynnore Meyer reports the 2010 Retreat at Ky. Lake is March 10-14. Deposits of \$15 need to be made to House mothers by February meeting.

Donna Irwin reported T-shirt and Denim shirts orders will be submitted soon, as a minimum of 12 t-shirts is necessary to order, please notify Donna if you are interested in ordering.

Darla has patterns for the Cancer Society pillows. We will need to supply our own materials and deliver them to the Cancer Society office.


**Prizes awarded tonight:**

Fat quarter: Judy Peetz (19)

Name tag: Vonda Slinkard

Stash for cash: Judy Douglass (\$21)

Attendance: Vickie Butner



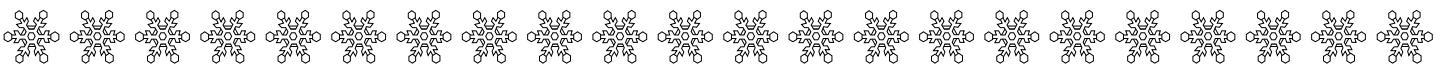
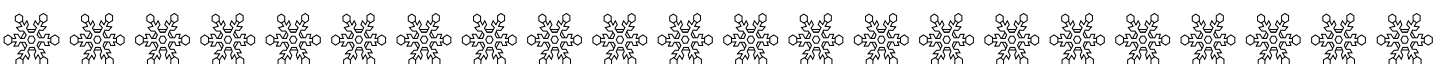
**Show and Tell:**

Five displayers: Mary Peters, Cheryl Amos, Joan Meyer, Lynnore Meyer, and Carol Gallaher

Respectfully submitted,

Carol Gallaher, Secretary

---

 **RETREAT NEWS:** Don't forget the retreat! The date is March 10-14. Contact Lynnore Meyer, 335-8991, or one of the housemothers if you want to go. A \$15.00 deposit should be given to your housemother by the February meeting. 

<b>Month Beginning Cash Balance</b>	9,410.46		
Income		December	Year to Date Budgeted
Stash for Cash (50/50)		21.00	275.00 300.00
Dues		500.00	2000.00 2200.00
Special Projects (Opportunity Quilt)			1169.00 1200.00
Silent Auction		355.10	355.10 500.00
Special Events			160.00 500.00
Retreat			3352.50
Pin Sales			52.50
T-Shirts			98.00
Library			440.50
Fons & Porter			180.00
Rental of Standards			200.00
Misc (zipper pulls)			15.00
Bank error on Check #2270			0.04
<b>Total Income</b>		876.10	8297.64 4700.00
Expenses			
Programs			592.28 1200.00
Membership			176.06 300.00
Library			0.00 100.00
Historian			52.94 180.00
Hospitality		68.36	230.39 180.00
Newsletter/Yearbook		138.69	666.41 600.00
Special Projects (Opportunity Quilt)			483.27 400.00
Special Events			790.88 1500.00
Community Projects			148.71 250.00
Pattern of the Month		106.85	198.32 200.00
Rent			300.00 550.00
Administrative Expenses			305.79 200.00
Misc. Expenses			125.00 200.00
P.O. Box			0.00 50.00
Fons & Porter			135.00
Retreat			3635.66
T-Shirts			0.00
Quilt Show (arena)			1371.00
Certificate of Deposit			5000.00
<b>Total Expenses</b>		313.90	14,211.71 5910.00
<b>Certificate of Deposit</b>	5000.00		
<b>Month Ending Cash Balance</b>	9,972.66		
<b>Balance</b>	14,972.66		

# RECIPES

## *Asparagus Casserole* — *Vonda Slinkard*

2 1/4 lbs fresh tender asparagus - cut into 1" pieces  
1 can cream of chicken mushroom soup  
2 cups crushed plain/soda crackers  
1/2 cup melted butter  
2 cups grated cheddar cheese  
1 cup cashews - can use half & pieces or whole  
Preheat oven to 350 degrees.  
Cook asparagus in boiling salt water covered until almost tender (about 3 to 5 minutes). Drain, reserving 1 1/4 cups cooking liquid. (Can use 3 cans of whole asparagus drained (reserving 1 1/4 cups liquid), cut into 1" pieces instead of fresh asparagus). Combine cream of mushroom soup and reserved asparagus liquid; blend until smooth.  
Combine crushed crackers, butter and cheese; mix well. Sprinkle 1/2 the crumb mixture into 13X9 inch greased baking dish. Top with 1/2 the asparagus and 1/2 the nuts and 1/2 the soup mix. Repeat layers. Bake in oven 30 to 40 minutes.

## *Grape Salad* — *Lynnore Meyer*

1-8oz. Cream Cheese  
1-8oz. Sour Cream  
8 oz. Marble Cheddar Cheese (shredded)  
1/2 c. white sugar  
1 c. brown sugar  
1 c. chopped pecans  
2 lbs. seedless white grapes  
2 lbs. seedless red grapes  
Wash grapes, leaving whole. Pat Dry.  
Beat cream cheese until smooth.  
Beat sour cream and white sugar until creamy.  
Stir in shredded cheese.  
Gently stir cheeses into grapes.  
Pour into 16 X 9 dish.  
Mix brown sugar and nuts. Sprinkle over grapes.  
Chill overnight.

## *Potato Soup with Broccoli* — *Taken from "Mr Food's Easy Cooking, Winter 1998" magazine (submitted by Madeline Gieselman)*

2 T butter  
1 onion, chopped  
2 large potatoes, peeled & diced (about three cups)  
1 can condensed cream of mushroom soup  
2 soup can of milk  
1 large head of broccoli cut into florets (~ 4 cups)  
1 cup (4 oz) shredded cheddar cheese  
1 t curry powder (optional)

Melt butter over medium heat in a soup pot. Add onions and cook 3 to 4 minutes, or until softened, stirring constantly. Add potatoes, soup and milk. Bring to a boil over high heat. Reduce heat to low, cover and simmer 15 minutes, stirring occasionally. Add broccoli and return to boil over high heat. Again, reduce heat to low, cover and simmer 5 minutes, or until potatoes and broccoli are tender. Remove from heat and stir in 3/4 cups of the cheese until it melts. Add curry powder, if desired. Serve hot, garnish with the rest of the cheese. Serves 4.

## *Napa Cabbage Salad* — *Submitted to RHQG cookbook by Jane Stodghill (Shared here via Madeline Gieselman)*

2 pkgs Oriental flavor Ramen Noodles  
1 c sliced almonds  
1 lg (or 2 small) heads of Napa or celery cabbage  
1 bunch scallions or green onions  
1/4 c (2 oz) sesame seeds  
1 stick butter or margarine  
Dressing  
1/4 c vinegar  
3/4 c oil  
1/2 c sugar  
2 T soy sauce  
Both seasoning packets from noodles

Break noodles slightly in package. Saute noodles, sesame seeds and nuts in butter until brown. Cool and put in container until ready to serve. Chop cabbage and scallions in bowl. Cover and refrigerate. Stir together dressing ingredients. Bring to a boil and boil for about 1 minute. Cool. Mix all three parts just before serving.

## *Swedish Pineapple Cake* — *Jocelyn Kasten*

2 eggs, beaten slightly  
2 cups flour  
2 cups sugar  
2 tsp. baking soda  
1/2 tsp. salt  
1 tsp. vanilla  
1 20 oz. can crushed pineapple  
1 cup chopped nuts (I use pecans.)  
1 cup flaked coconut

Combine first seven ingredients in a large bowl and mix well with a spoon.

Stir in nuts and coconut. Pour mixture into a 9" x 13" pan that has been lined with wax paper or greased and floured well.

Bake at 350 degrees for 40 minutes. Cool completely before frosting.

### **Cream Cheese Frosting:**

1 8 oz. pkg. cream cheese, softened  
1 stick margarine, softened  
1 1/2 to 2 cups powdered sugar  
1tsp. vanilla  
3/4 cup pecans, chopped  
1/2 cup coconut, if desired

Mix first four ingredients and beat well. Add nuts and coconut. Spread over cake. Garnish with pecan halves, if desired.

**Tips from Joycelyn:** If you don't want to take the time to make the frosting, use a jar of Betty Crocker Cream Cheese Frosting and sprinkle nuts on top. Instead of greasing and flouring pan, I use the spray with flour in it. Also, I usually have to bake the cake more than 40 min. Test with toothpick in center of cake for doneness. Cake will pull away from sides when done.

# Quilt Shows and Other Area News

Find a quilt show: <http://quickquilts.com/shows/>

## RHQG Quilters Display at the Lorimier Gallery, February 5 to 26, 2010

32 North Main St., Cape Girardeau MO

Opening Reception: Friday, February 5, 2010 5 pm to 9 pm

Normal Hours: 10 am to 4 pm Tuesday through Saturday (closed Sunday and Monday)

Free Gallery, with donation appreciated

## Common Threads Quilt Show, June 25-27, 2010

Friday, June 25: 10 a.m. to 9 p.m.

Saturday, June 26: 10 a.m. to 5 p.m.

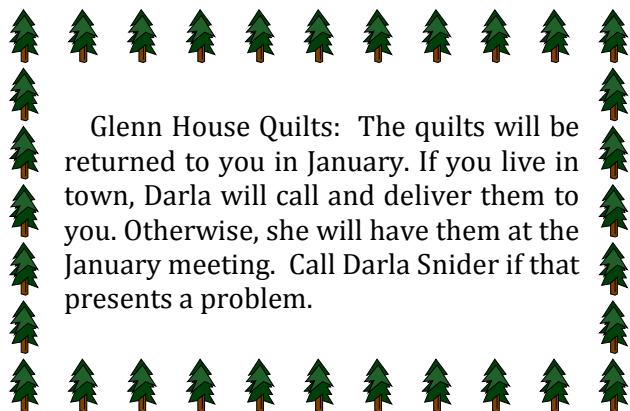
Sunday, June 27: 12 p.m. to 4 p.m.

Century II Performing Arts & Convention Center

225 W. Douglas, Wichita, KS 67202

Classes: June 24 - 27, Daily 9 a.m. - 4 p.m.

<http://www.wichitaquiltshow.com/>



Glenn House Quilts: The quilts will be returned to you in January. If you live in town, Darla will call and deliver them to you. Otherwise, she will have them at the January meeting. Call Darla Snider if that presents a problem.

### ORDER GUILD SHIRTS AT MEETINGS

Orders for RHQG long and short sleeve T-shirts and denim shirts will be taken at the January and February meetings. Shirts will be delivered at the March meeting prior to retreat. A minimum of 12 t-shirts must be ordered and payment will be due upon receipt. Orders should be placed with Donna Irwin. (243-3326 or [donnajirwin@yahoo.com](mailto:donnajirwin@yahoo.com))

### 2010 Officers

**President**—Madeline Gieselman

**Vice President**—Vickie Howard

**Secretary**—Carol Gallaher

**Treasurer**—Barb Miller

**Historian**—Pat Smith

### 2009 Committee Chairman (2010 TBD)

**Audit**—Glenda Nations

**Community Projects**—Nancy East

**Hospitality**—Muriel LaMadrid

**Membership**—Mary Tripp

**Yearbook**—Sally Miller

**Pattern of the Month**—????

**Quilt Show**—Madeline Gieselman

**Opportunity Quilt**—????

**Newsletter/ Website**—Linda Tansil

**Publicity**—Sally Miller

**Special Events**—Mary Green


## Heart Pillows needed by breast cancer patients — 2 easy steps

Make one: The link to the pattern is below, or get a pattern from Darla Snider.


Take pillow(s) to the cancer society.

<http://www.heartpillow.dk/Pattern.html>

The link is also at the top of the guild home page.



# January 2010



\* indicates a birthday

SUNDAY	MONDAY	TUESDAY	WEDNESDAY	THURSDAY	FRIDAY	SATURDAY
	NO Commu- nity Projects in January				1 Happy New Year	2 Nancy East Darlene Jackson
3	4	5	6	7	8	9
10	11 Guild Meet- ing, 6:30 social time, 6:45 meeting time	12	13	14	15	16
17 Mary Peters	18 Michelle Bogenpohl	19	20 Monica Lewis	21	22	23 Martha Haertling
24 Marg Suedekum ----- 31	25 Quilters' Meal Out will be voted on at the January- meeting	26 Mary Alice Carlton	27	28	29	30

## HAVE A NEW EMAIL ADDRESS?

If you change your email address, then you need to let Linda Tansil know. The easiest way to update your email address is to email Linda Tansil. You will not receive an email telling you the newsletter is ready unless she has your email address. If you get tired of your email address changing every time you change companies, you can get a free email address from yahoo.com, gmail.com, or lots of other places. The note in the box below is in every newsletter.

## Upcoming Guild Activities....

### **Guild Meeting:**

**January 11**

6:30 pm social time

6:45 pm meeting

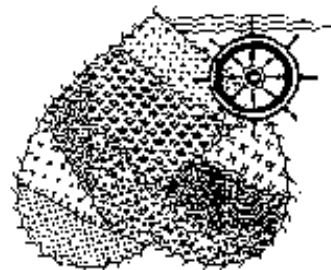
Cape Public Library

### **Quilt Show**

**September 25 and 26, 2010**

Theme: Seasons

Please send all information to be published in the newsletter by the 20th of the previous month to Linda Tansil or email [newsletter@riverquilters.org](mailto:newsletter@riverquilters.org) . If your email address changes, send an email to let the newsletter editor know.



*River Heritage Quilters' Guild*  
*PO Box 1905*  
*Cape Girardeau, MO 63702-1905*